

WORLD'S MOST  
EFFICIENT BACKHOE



**SUPER  
SMART**

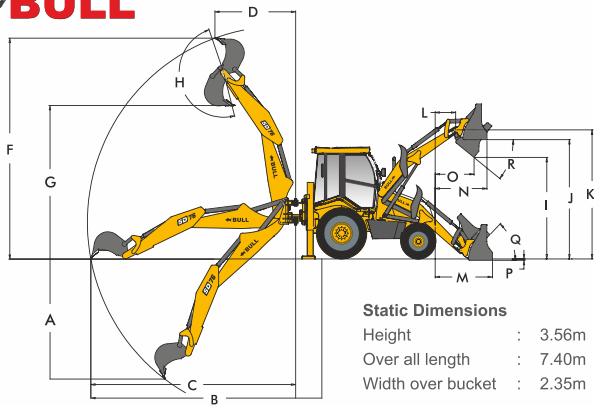
**CHAMPION**



**THE TRUE ALL ROUNDER**

**CHAMPION**  
SIMPLY EFFICIENT  
SD 76

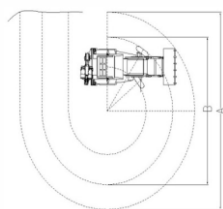
**SUPER SMART**  
SMARTLY HIGH-TECH  
SD 76



**Static Dimensions**  
 Height : 3.56m  
 Over all length : 7.40m  
 Width over bucket : 2.35m

LOADER PERFORMANCE		SD 76	
		with link bracket	without link bracket
Standard GP Bucket Capacity		1.26 cu.m	
I	Dump Height	2.96 m	2.96 m
J	Load Over Height	3.39 m	3.39m
K	Pin Height	3.61 m	3.61m
L	Pin Forward Reach	0.42 m	0.42m
M	Reach at Ground	1.60 m	1.47m
N	Reach at full height	1.42 m	1.28m
O	Reach at full Height bkt Dumping	1.1m	0.89m
P	Below ground level DIG Depth	0.08m	0.1m
Q	Roll back at Ground	50°	49°
R	Dump Angle	45°	45°
Bucket Break-out Force		8183 kgf	
Loader Arm Break-out Force		5315 kgf	
Pay Load		2400 kgf	
Lifting Capacity At Loader Arm Hook Pin		2600 kgf	

EXCAVATOR PERFORMANCE		SD 76	
		STANDARD	
Standard GP Bucket Capacity		0.26 cu.m	
A	Maximum DIG depth	4.77 m	15 ft-7.7in
B	Reach Ground Level to Rear wheel center	6.77 m	22 ft-2.53in
C	Reach at Ground level to slew center	5.47 m	17 ft-11.35in
D	Reach at full height to slew center	2.82 m	9 ft-3in
F	Maximum working height	5.98 m	19 ft-7.4in
G	Maximum Load over Height	4.19 m	13 ft-9.3in
H	Bucket Rotation angle	201°	
Bucket Tear out force		5936 kgf	
Dipper Tear out force		3109 kgf	



TURNING CIRCLE		SD 76
<b>Inner wheels braked</b>		
A	Loader bucket outside	9.18
B	Wheel outside	6.37
<b>Inner wheels not braked</b>		
A	Loader bucket outside	11.56
B	Wheel outside	8.76
<b>DIESEL TANK CAPACITY</b>		<b>SD 76</b>
Fuel Tank		115Ltr

### ENGINE

Kirloskar 4R1190NA, BS-IV (CEV)  
 Diesel Engine ( 4760 CC )

Gross Power  
**74.5HP (54.8kW) @ 2200 rpm**

Gross Torque  
**300Nm @ 1300 rpm**

### TYRES

**FRONT** 2WD 9.00X16 - 16PR  
 4WD 12.5/80X18 - 12PR

**REAR** Industrial : 16.9X28 - 12PR  
 Heavy Duty : 14X25 - 20PR

### HYDRAULICS

**CHAMPION** Pump type : Gear Pump  
 Pressure : 3335 p.s.i (230 bar)  
 Pump Flow : 113 lpm @ 2200 rpm  
 122 lpm @ high rpm

**SUPER SMART** Pump type : Load Sensing  
 Variable Piston Pump  
 Pressure : 3335 p.s.i (230 bar)  
 Pump Flow : 119 lpm @ 2200 rpm  
 128 lpm @ high rpm

### BACKHOE BUCKET OPTIONS

Excavator Standard bucket : 0.26 cu.m

### VARIANTS

BULL SD 76 comes with 4 exclusive variants to match with our operator expectations.

**AVAILABLE VARIANTS : CHAMPION - EX / LX | SUPER SMART - EX / LX / JX**

FEATURES	VARIANT	EX	LX	JX
Air Condition/with Heater (Option)		×	✓	○
Agile Joystick Drive With Ajs Technology		×	×	✓
Suspension Seat		×	✓	✓
Adjustable Steering Provision		✓	✓	✓
Radio/music System		✓	✓	✓
Co-driver Seat		✓	✓	✓
Bonnet Opening From Inside Cabin		✓	✓	✓
Eco/speed Mode Automatic		✓	✓	✓
Floating Mode Option For Powerful Dozing		✓	✓	✓
Power Shift Transmission		×	×	×
Automatic Transmission		×	×	×
Smart & Hi-tech Hydraulics		✓	✓	✓
Hi-speed Swing Mechanism		✓	✓	✓
Heavy Duty Structure, Boom Etc		✓	✓	✓
Heavy Duty Pin & Bushes(double Life)		✓	✓	✓
Low Fuel/ Engine Overheat Alarm Warning		✓	✓	✓
Tinted Glasses		✓	✓	✓
Kick Down (power Loading)		×	×	×
Backhoe Quick Hitch (option)		○	○	○
Loader Quick Hitch (option)		○	○	○
BULL Infomatics (option)		○	○	○

### TRANSMISSION

CARRARO  
 Synchro-shuttle Transmission with  
 integral torque convertor (Ratio : 2.64)

### DRIVE

2 Wheel Drive & 4 Wheel Drive  
 Options available.

### STEERING

Power Steering

### ELECTRICAL

12V Battery Systems (150Ah)

### SPEED

Forward Max : **39 Km/Hr**  
 Reverse Max : **9.3 Km/Hr** (2nd Gear)

### WEIGHT


8010 Kgs



**Quick coupler for interchange between backhoe bucket, Trench digger and Factory Fitted Rock breaker.**

# WHEN PERFORMANCE MEETS FLEXIBILITY

## THE ALL ROUNDER MACHINE



BQRSL Quick Hitch mechanism for Interchange 42+ types of Bucket options to the customer application.

WITH QUICK HITCH



### ENGINE

## CRDi

POWER + FUEL EFFICIENCY

New Generation Common Rail Direct injection with 16 valves, Optimized torque range for Excellent power and fuel economy.



### HYDRAULIC PUMP


**AS Mode**  
(Auto Sensing - Road / Loader / Eco / Power mode)  
Backhoe

Automatically vehicle senses the different mode requirement ( R / L / E / P ) based on the demand of workload by sensing the rpm and usage of loader or backhoe.

\*Available in SUPER SMART VARIENT




**Gear Pump**  
Gear pump with Smart Hydraulics delivers more efficiency to the machine.  
\*Available in CHAMPION



### NEW SQUARE CUT BUCKET LINKAGE

Specially designed Bull Bucket linkage ensures 90 degree excavation for Civil foundation applications.



### HYDRAULIC VALVES

State of the Art - high efficiency sectional valves  
\*Load sensing valve available in supersmart

SMART KID



**BULL**  
MAKING INDIA PROUD  
Now in **64+**  
**COUNTRIES**



SKID STEER  
AV 490



**GH 76**  
CHALLENGER  
NEW LAUNCH



**GH 76**  
CHALLENGER  
NEW LAUNCH



**SD 76**  
CHAMPION  
NEW LAUNCH



**SD 76**  
SUPER SMART  
NEW LAUNCH



**HD 76**



**HD 100**  
EXPORT MODEL



CRUSHER KING

**BULL MACHINES PVT.LTD,**  
SF.NO. 5/1A, L&T By Pass junction,  
Trichy Road, Coimbatore - 641 103, INDIA.

☎ : +91 98426 70184

✉ : Info@bullmachine.com

**Sales**

☎ : +91 98422 87770

✉ : Sales@bullmachine.com

**International sales**

✉ : exports @bullmachine.com

**Customer Care**

☎ : 88832 88832

✉ : care@bullmachine.com

Dealer: